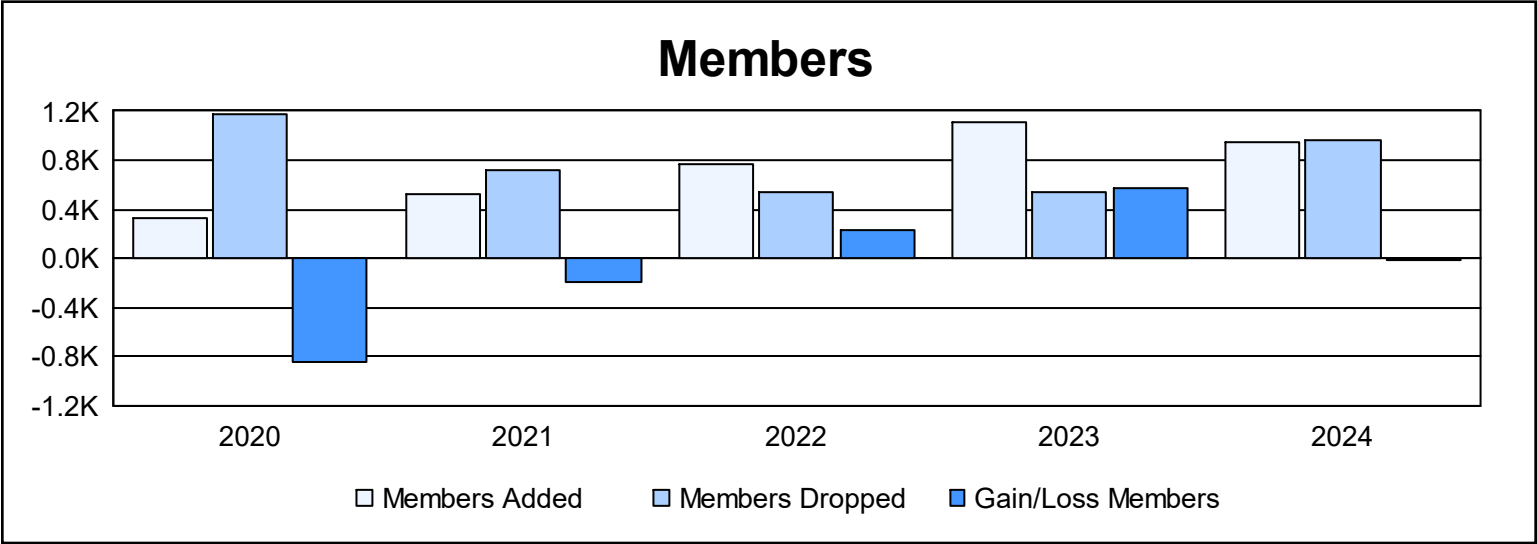
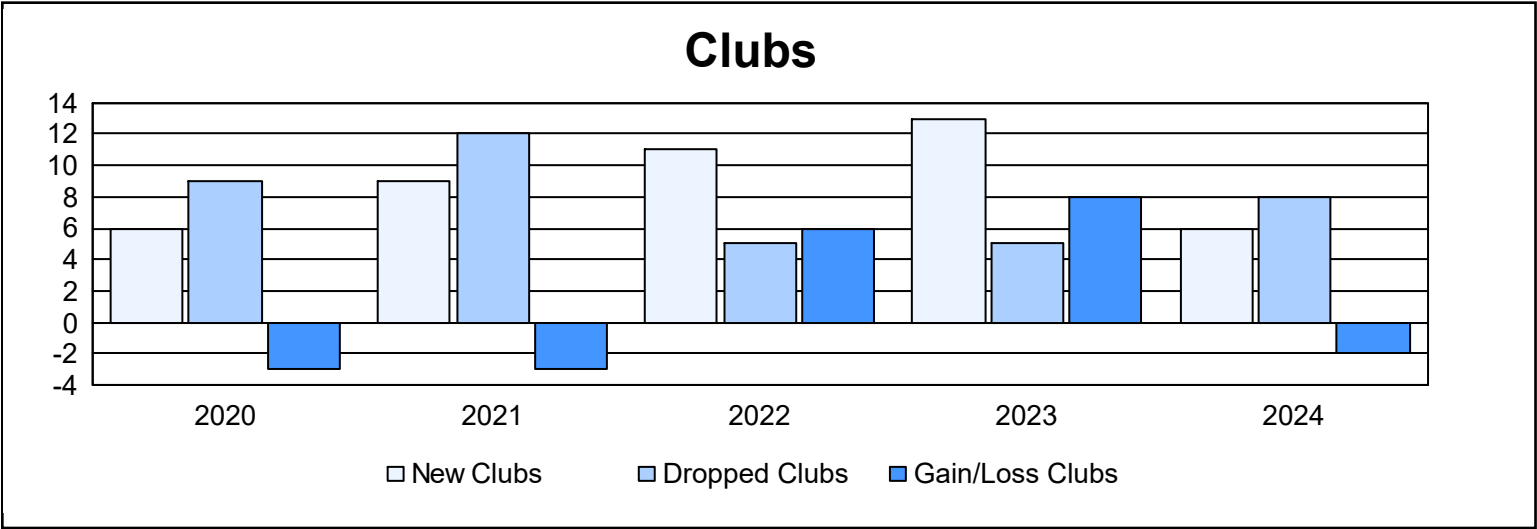
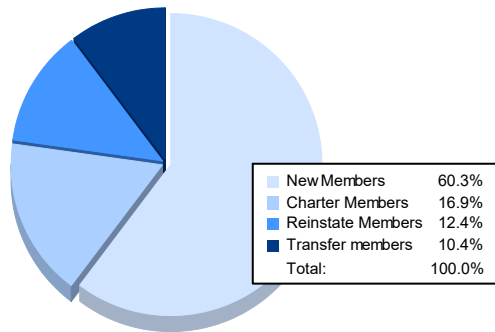


Year	New Clubs	Dropped Clubs	Gain/ Loss Clubs	New Members	Charter Members	Reinstate Members	Transfer Members	Total Member Added	Total Members Dropped	Gain/ Loss Members
2019-2020	6	9	-3	161	138	15	16	330	1,178	-848
2020-2021	9	12	-3	315	202	13	1	531	719	-188
2021-2022	11	5	6	434	303	28	2	767	538	229
2022-2023	13	5	8	680	359	59	7	1,105	538	567
2023-2024	6	8	-2	573	161	118	99	951	960	-9
Average	9	8	1	433	233	47	25	737	787	-50



Membership Composition June 2024 Cumulative



Gender Composition June 2024 Cumulative

